

Using the Immersive Reader Tool in Canvas

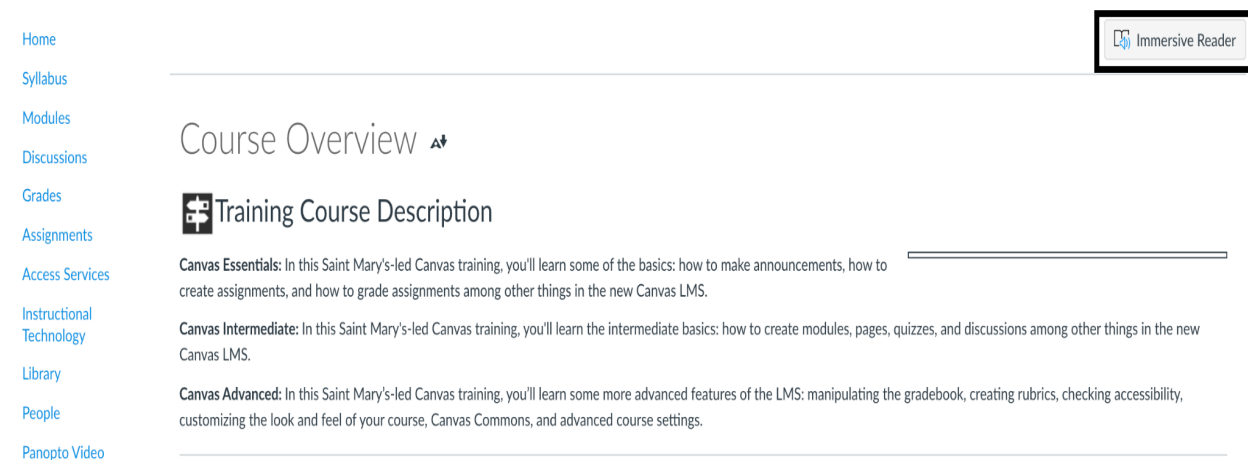
The Immersive Reader enhances your reading experience by improving accessibility and boosting reading comprehension.

The Immersive Reader displays a variety of tools and options to enhance your reading experience.

You can manage text, grammar, and reading preferences using the toolbar. You can hear the page text read aloud and adjust various audio settings. Additionally there are translation and definition services available as well.

Activating the Immersive Reader

On any page in Canvas, click the Immersive Reader button in the upper right corner of the window.

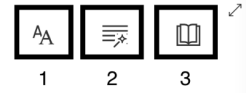


The screenshot shows a Canvas course page. On the left is a navigation menu with links: Home, Syllabus, Modules, Discussions, Grades, Assignments, Access Services, Instructional Technology, Library, People, and Panopto Video. The main content area is titled "Course Overview" and contains a section for "Training Course Description" with three paragraphs of text. In the top right corner of the page, a button labeled "Immersive Reader" is highlighted with a black rectangular box.

Immersive Reader Tools

When in the Immersive Reader window there are five (5) tools at your fingertips.

1. Text Preferences: Customize font, text size, color, and other themes.
2. Grammar Options: Set syllables and parts of speech
3. Reading Preferences: Translation and dictionary settings.
4. Screen reading settings: Activation and Voice settings.


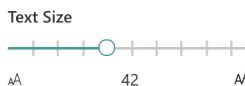







Course Overview

Canvas Essentials: In this Saint Mary's-led Canvas training, you'll learn some of the basics: how to make announcements, how to create assignments, and how to track assignments.



Immersive Reader Tool Settings

Text Preferences	Grammar Options	Reading Preferences	Screen Reading Preferences
 <p>Text Size</p>  <p>Increase Spacing <input checked="" type="checkbox"/></p> <p>Font</p> <p><input checked="" type="radio"/> Calibri <input type="radio"/> Sitka <input type="radio"/> Comic Sans</p> <p>Themes</p>  <p>More colors <input type="button" value="v"/></p> <p>Show Source Formatting <input checked="" type="checkbox"/></p>	 <p>Syllables <input type="checkbox"/></p> <p>Parts of Speech</p> <p><input checked="" type="checkbox"/> nouns <input type="checkbox"/> <input checked="" type="checkbox"/> verbs <input type="checkbox"/> <input checked="" type="checkbox"/> adjectives <input type="checkbox"/> <input checked="" type="checkbox"/> adverbs <input type="checkbox"/></p> <p>Show labels <input type="checkbox"/></p>	 <p>Line Focus <input type="checkbox"/></p> <p><input type="button" value="-"/> <input type="button" value="≡"/> <input type="button" value="≡"/></p> <p>Picture Dictionary <input checked="" type="checkbox"/> <small>© Boardmaker</small></p> <p>Translate</p> <p>Choose a language <input type="button" value="v"/></p> <p>By word <input type="checkbox"/> Document <input type="checkbox"/></p>	<p>Voice Speed</p>  <p>Voice Selection</p> <p><input checked="" type="radio"/> Female <input type="radio"/> Male</p> 

Dictionary Tool

By clicking on any word in the text there is an option to review a definition and hear the word spoken by the system. Click the sound icon to hear the word read aloud.

Essentials:

Listen

 **Essentials**

t... a... you